

BRONZE HYDRANT ELBOW

PART NO.	SKU #	SIZE MPT x INS	LIST PRICE - A -
HL-75	061 0110 0075	3/4"	19.69
HL-100	061 0110 0100	1"	35.10
HL-100XL	061 0110 0101	1"	23.88
HL-125	061 0110 0125	1 1/4"	42.71
HLU	061 0110 1000	3/4" x 1-1/4" x 1"	72.48
HLW	061 0110 1012	1" x 1-1/4"	42.00
HL-75-100	061 0110 1075	3/4" x 1"	37.06
HL-75-100XL	061 0110 1076	3/4" x 1"	21.07
HL-100-125	061 0110 1077	1" x 1-1/4"	34.00
HL-75-125	061 0110 1078	3/4" x 1-1/4"	41.00
BFHL-100	061 0110 1080	1" FIP x INS	29.00



BRONZE HYDRANT TEE

PART NO.	SKU #	SIZE MPT x INS	LIST PRICE - A -
HT-100	061 0210 0100	1"	28.00
HT-75-100	061 0275 0100	3/4" x 1"	30.60




BRONZE INSERT ADAPTER

PART NO.	SKU #	SIZE MPT x INSERT	LIST PRICE - A -
BMA-050	061 1000 0050	1/2"	9.97
BMA-075	061 1000 0075	3/4"	15.23
BMA-100	061 1000 0100	1"	20.49
BMA-125	061 1000 0125	1 1/4"	26.75
BMA-150	061 1000 0150	1 1/2"	37.82
BMA-200	061 1000 0200	2"	69.40
BMA-250	061 1000 0250	2 1/2"	154.83
BMA-300	061 1000 0300	3"	247.72
BMA-400	061 1000 0400	4"	471.35



BRONZE REDUCING INSERT ADAPTER

PART NO.	SKU #	SIZE MPT x INSERT	LIST PRICE - A -
BMA-75-100	061 2007 5100	3/4" x 1"	22.86
BMA-100-75	061 2010 0075	1" x 3/4"	37.10
BMA-100-125	061 2010 0125	1" x 1 1/4"	26.82
BMA-100-150	061 2010 0150	1" x 1 1/2"	32.00
BMA-125-150	061 2012 5150	1 1/4" x 1 1/2"	32.11
BMA-125-100	061 2025 0100	1 1/4" x 1"	28.95



BRONZE FEMALE INSERT ADAPTER

PART NO.	SKU #	SIZE FPT x INSERT	LIST PRICE - A -
BFA-075	061 3000 0075	3/4"	13.75
BFA-100	061 3000 0100	1"	28.85
BFA-125	061 3000 0125	1 1/4"	26.52
BFA-150	061 3000 0150	1 1/2"	29.19
BFA-200	061 3000 0200	2"	41.23
BFA-100-125	061 3010 0125	1" x 1 1/4"	29.86



BRONZE INSERT COUPLING

PART NO.	SKU #	SIZE INS x INS	LIST PRICE - A -
BIC-050	061 4000 0050	1/2"	11.65
BIC-075	061 4000 0075	3/4"	16.50
BIC-100	061 4000 0100	1"	21.24
BIC-125	061 4000 0125	1-1/4"	44.86
BIC-150	061 4000 0150	1-1/2"	28.20
BIC-200	061 4000 0200	2"	29.30
BIC-100-75	061 4010 0075	1" x 3/4"	13.60
BIC-125-100	061 4012 5100	1-1/4" x 1"	21.70




BRONZE LONG SHANK INSERT COUPLING

PART NO.	SKU #	SIZE INS x INS	LIST PRICE - A -
BICXL-100	061 4000 1100	1"	27.00
BICXL-125	061 4000 1125	1-1/4"	32.97
BICXL-200	061 4000 0201	2"	45.93




BRONZE INSERT ELBOW

PART NO.	SKU #	SIZE INS x INS	LIST PRICE - A -
BEL-075	061 5000 0075	3/4"	25.36
BEL-100	061 5000 0100	1"	24.70
BEL-125	061 5000 0125	1-1/4"	42.04
BEL-125-100	061 5012 5100	1-1/4" x 1"	36.50



BRONZE INSERT TEE

PART NO.	SKU #	SIZE	LIST PRICE - A -
BT-075	061 6000 0075	3/4"	17.60
BT-100	061 6000 0100	1"	36.56
BT-125	061 6000 0125	1 1/4"	46.25



BRONZE INSERT ADAPTER with ROPE LUG

PART NO.	SKU #	SIZE MPT x INSERT	LIST PRICE - A -
BMA-100L	061 7000 0100	1"	17.78
BMA-125L	061 7000 0125	1 1/4"	19.10
BMA-125-100L	061 7025 0100	1 1/4" x 1"	21.58




BRONZE LONG SHANK INSERT ADAPTER

PART NO.	SKU #	SIZE MPT x INSERT	LIST PRICE - A -
BMAXL-100	061 8000 0100	1" x 1"	28.20
BMAXL-125	061 8000 0125	1 1/4"	38.75
BMAXL-150	061 8000 0150	1 1/2"	39.90
BMAXL-200	061 8000 0200	2"	75.10
BMAXL-125-100	061 8012 5100	1 1/4" x 1"	37.20



STAINLESS STEEL INSERT ADAPTERS

PART NO.	SKU #	SIZE MPT x INS	LIST PRICE - A -
SSMA-075	070 0000 0075	3/4"	53.96
SSMA-100	070 0000 0100	1"	28.39
SSMA-125	070 0000 0125	1 1/4"	37.39
SSMA-150	070 0000 0150	1 1/2"	51.16
SSMA-200	070 0000 0200	2"	72.69
SSMA-125-100	070 0012 5100	1 1/4 x 1"	35.42



GALVANIZED INSERT ADAPTERS

PART NO.	SKU #	SIZE MPT x INS	LIST PRICE - A -
GMA-050	064 0020 0050	1/2"	4.69
GMA-075	064 0020 0075	3/4"	5.03
GMA-100	064 0020 0100	1"	6.95
GMA-125	064 0020 0125	1 1/4"	9.00
GMA-150	064 0020 0150	1 1/2"	11.49
GMA-200	064 0020 0200	2"	15.03
GMA-250	064 0020 0250	2 1/2"	46.32
GMA-300	064 0020 0300	3"	65.95
GMA-400	064 0020 0400	4"	101.23



GALVANIZED LONG SHANK INSERT ADAPTERS

PART NO.	SKU #	SIZE MPT x INS	LIST PRICE - A -
GMAXL-100	064 0021 0100	1"	23.21



GALVANIZED INSERT COUPLING

PART NO.	SKU #	SIZE INS x INS	LIST PRICE - A -
GIC-050	064 2200 0050	1/2"	7.55
GIC-075	064 2200 0075	3/4"	8.79
GIC-100	064 2200 0100	1"	11.05
GIC-125	064 2200 0125	1 1/4"	14.93
GIC-150	064 2200 0150	1 1/2"	15.34
GIC-200	064 2200 0200	2"	31.49
GIC-250	064 2200 0250	2 1/2"	56.03
GIC-300	064 2200 0300	3"	69.43
GIC-400	064 2200 0400	4"	106.44



GALVANIZED VENTURI ADAPTERS

PART NO.	SKU #	SIZE MPT x INS	LIST PRICE - A -
GVA-075	064 2300 0075	3/4"	30.27
GVA-100	064 2300 0100	1"	30.27
GVA-125	064 2300 0125	1 1/4"	34.15
GVA-150	064 2300 0150	1 1/2"	80.27
GVA-200	064 2300 0200	2"	65.44



GALVANIZED WELL SEAL ELBOW

PART NO.	SKU #	SIZE INS x INS	LIST PRICE - A -
GWSE-075	064 2400 0075	3/4"	20.45
GWSE-100	064 2400 0100	1"	44.89
GWSE-125	064 2400 0125	1 1/4"	62.07

